

Pre-Shipment Inspection



This PPAI product—including images, format, and text (the “content”)—are protected by applicable copyright and trademark laws and are owned either by PPAI or by third parties who have granted PPAI permission to use the content. PPAI cannot and does not grant permission for use of content that is owned by third parties. Authorized recipients of this product may only copy, modify, distribute, display, license, or sell the content if granted explicit written permission by PPAI and the applicable third parties. PPAI reserves all rights to the content and this product.

Inspection Report (PSI)

R-us3-#####

PRODUCT DESCRIPTION	
	Client Name: ABC Company
	Product Name: bags
	Inspection location: Guangdong
	Inspection date: 16/Jan/2016
	Expected shipment date: 17/Jan/2016
	Your internal reference number: 123
	Reference # / SKU # Product 123
	P/O number: 123
	Supplier: XYZ Factory
	Order quantity: 400 Pcs
	Pcs ready for inspection: 377 Pcs
	Reference sample available: Yes

Factory cooperation	Factory organization	Inspector's opinion on the factory
Average	Average	Average

Generate Statistics on your [Dashboard](#) by clicking one of below 2 buttons.

Approve


Reject

(You may choose after clicking to communicate or not your decision to your factory)

OVERALL INSPECTION RESULT:	Failed (Client has the final decision to Reject or Approve)
-----------------------------------	--

INSPECTION RESULT SUMMARY					
	Result	Findings/Remarks			
			CRITICAL	MAJOR	MINOR
WORKMANSHIP (defectives list)	Within AQL	Found	0	2	4
		Max	0	3	5
		Checked	50	50	50
		<u>Refer to defective list for details</u>			
TESTS	Passed				
QUANTITY	OK	377pcs/29 cartons were packed for inspection ;			
PRODUCT COLOR	OK				
STYLE / CONSTRUCTION	N/A				
PRODUCT DIMENSIONS & WEIGHT	N/A	Found some sizes were different from specification, but similar to approval sample ; refer to page 10			
ARTWORKS / LABELS	N/A				
PACKING & PACKAGING	Not OK	1. G.W of master carton is 12.5kg out of requirements(Max 12kg) ; refer to page 28 2. Found about 8cm distance from carton board to carton top ; refer to page 27			
SHIPPING MARKS	N/A				
OTHER REMARKS					
Mass product was similar to approval sample ;					



INSPECTION STANDARDS	
Inspection type	Pre-Shipment Inspection
Sampling standard	ISO 2859-1 (Mil Std 105E)
Sampling level	II
AQL for Critical defective	Not Allowed
AQL for Major defective	2.5
AQL for Minor defective	4.0
Sampling size for Cri/Maj/Min	50 / 50 / 50 Pcs
Nb of inspected pieces	50 Pcs
Total quantity of cartons in your shipment	31
Quantity of cartons available for inspection	29
Nb of cartons inspected	8
Nb on the inspected cartons	N/A
Nb of Mandays spent: 1	
	
Inspector 1: Hans Li	Report Approver :

QUALITY CRITERIA
1. Quantity

Expected Result	Result	Actual Picture / Comments
80%of the total order quantity must be finished and packed-order qty: 400 Pcs	OK	94%
Quantity of packed products:	377	
Quantity of finished & unpacked products:	0	
Quantity of semi-finished products:	23	

Additional Pictures:



2. Colours			
Expected Result	Result	Pantone code	Comments
material : cotton twill yilia xinhe textile 9952 color no 18 (from swatch)□□	OK		Similar to approval sample. For picture below, left is approval one.
Client's comments:			

Additional Pictures:











3. Style / Construction		
Expected Result	Result	Actual Picture / Comments
	OK	Similar to approval sample

4. Product dimensions		
a. Dimensions		
Expected Result	Result	Actual Picture / Comments
42*30*15cm	OK	Refer to table below
	N/A	Some size was different from specification, but similar to approval sample
b. Weight		
Expected Result	Result	Actual Picture / Comments
	OK	Similar to approval sample
Client's comments:		

MEASUREMENT TABLE - Actual Finding						
Expected	Approval sample	Sample 1	Sample 2	Sample 3	Sample 4	Sample 5
Unit size	42*30*15cm	42*30*15cm	42*30*15cm	42*30*15cm	42*30*15cm	42*30*15cm
nit weight	850g	850g	850g	850g	850g	850g

Additional Pictures:

	 <p>Weight check for proval sample</p>	 <p>Weight check for bulk</p>
	 <p>Length check</p>	 <p>Width check</p>
	 <p>Height check</p>	 <p>Bag length : 14cm(spec : 13cm)</p>

	 <p>Bag length : 14cm for approval sample</p>	 <p>Bag height : 16cm(spec : 16cm)</p>
	 <p>Zip length : 17.5cm(spec : 17.5cm)</p>	 <p>Cell phone pocket : 15cm(Spec : 15cm)</p>
	 <p>Cell phone pocket : 13cm(Spec : 9cm)</p>	 <p>Cell phone pocket: 13cm for approval sample</p>



Buckle : 2.3cm(spec : 2.5cm)



Buckle : 2.3cm for approval sample



5cm height(spec : 5cm)









Shoulder strap width: 3.1cm(spec: 3cm)



Shoulder strap length: 125cm(spec:125cm)



Shoulder strap length :125cm for approval sample


	 <p>Distance: 4cm(spec:3cm)</p>	 <p>Distance: 4cm for approval sample</p>
	 <p>Distance : 4cm(spec :4cm)</p>	 <p>Width : 2.6cm(spec : 2.5cm)</p>
	 <p>Distance : 16.5cm(spec : 18cm)</p>	 <p>Distance : 16.5cm for approval sample</p>

5. Artworks / Labels

Logo

Client's comments: refer to our artwork download please for each bag	OK	Similar to approval sample
Did you get an artwork or physical reference of the logo in your hand during Inspection ?	YES	

Pictures:



Artwork or Sample



Bulk product

a. Logo quality

Expected Result	Result	Actual Picture / Comments
General quality and design	OK	Similar to approval sample
Spelling	OK	Similar to approval sample
Font type	OK	Similar to approval sample
Boldness	OK	Similar to approval sample

b. Logo colors

Expected Result	Result	Actual Picture / Comments
	OK	Similar to approval sample

c. Logo Dimension, Positioning and Alignment

Expected Result	Result	Actual Picture / Comments
Dimension (width x height) (Trace the smallest rectangle which can include the logo & measure the height and width of the rectangle surrounding the logo)	N/A	4.7*0.5cm Different from specification(6.5cm length), but Similar to approval sample
Positioning (from the top edge of the rectangle to the top edge of the product)	OK	Similar to approval sample
Positioning (from the side edge of the rectangle to the side edge of the product)	OK	Similar to approval sample
Alignment and parallelism (draw a line at the bottom of the logo and check the parallelism of this line with the product side edge or bottom)	OK	Similar to approval sample

Additional Pictures:



bulk



Approval sample

d. Label

Expected Result	Result	Actual Picture / Comments
	OK	Same as approval sample

Additional Pictures:



6. Packing and packaging



a. Unit packing:

Expected Result	Result	Actual Picture / Comments
	N/A	1pc per polybag

Additional Pictures:



















b. Inner packing:

Expected Result	Result	Actual Picture / Comments
	N/A	No inner packing

c. Outer packing:


Expected Result	Result	Actual Picture / Comments
	N/A	13pcs per master carton
Sealing method (Ex: staples - adhesive - plastic band - metal band):	N/A	adhesive

<p>Client's comments: cartons must not exceed 12 kg□□bags are not packed with paper Inside / flat delivery BUT each item Under individual polybag</p>	<p>Not OK</p>	<p>12.5kg beyond Max 12kg</p>
--	----------------------	--------------------------------------

Additional Pictures:




Found about 8cm distance from carton board to carton top



d. Dimensions of export cartons: (on 5 cartons)

Expected Result	Result	Actual Picture / Comments	
L: cm x W: cm x H: cm	N/A	Carton number	L x W x H (cm)
		N/A	51*39*55cm
		N/A	51*39*55cm
		N/A	51*39*55cm
		N/A	51*39*55cm
		N/A	51*39*55cm



e. Weight of cartons: (on 5 cartons)

Expected Result	Result	Actual Picture / Comments	
		Carton number	Weight (kg)
Maximum weight of Export Cartons: Max 12kg	Not OK	N/A	12.55kg
		N/A	12.5kg
		N/A	12.55kg
		N/A	12.55kg
		N/A	12.5kg


(1 kg = 2.2 Lbs / 1 lb = 0.45 kg)




7. Shipping Marks

a. Carton Front Mark

Expected Result	Result	Actual Picture / Comments
Find shipping mark as follow : <input type="checkbox"/> <input type="checkbox"/> Po # <input type="checkbox"/> <input type="checkbox"/> Your ref : <input type="checkbox"/> <input type="checkbox"/> <input type="checkbox"/> How many pieces per carton : <input type="checkbox"/> <input type="checkbox"/> Size of the carton in cm : <input type="checkbox"/> <input type="checkbox"/> GW <input type="checkbox"/> <input type="checkbox"/> NW <input type="checkbox"/> <input type="checkbox"/> Carton no 1/... <input type="checkbox"/> <input type="checkbox"/> <input type="checkbox"/> <input type="checkbox"/>	OK	Refer to picture below



b. Carton Side Mark		
Expected Result	Result	Actual Picture / Comments
	N/A	

8. Additional Comments on Product Specifications		
Expected result	Result	Actual Picture / Comments
put the gw & nw on 2 small gusset sides & front & back the details	OK	Refer to picture below




9. Special request for this service from Sale in charge		
Expected result	Result	Actual Picture / Comments
	N/A	




TESTS AND SPECIAL REQUIREMENTS		
Test description	Comments from Inspector	Result





Was the inspector allowed to perform the sampling size expected by client fully randomly ? If yes, the result is passed, If not, the result is failed		passed
Perform a carton drop test on the export cartons: No If the drop test required, please check the product's workmanship and function before and after the carton drop test, which is to verify if any problem/defect comes after the test.		N/A
Verify if the information of product(PO number/item number/product description) packed inside the packing match the information on the corresponding packing (gift box / export carton) or not if applicable		passed
Assortment check for the carton if applicable – 3 cartons per reference		passed
Shake test- only for products with blister package and shake by hand for products before opening the blister. To see: 1/ If the products are coming out of package or become misaligned and 2/to confirm if the products are securely fastened		N/A








<p>1, Pull on all metal parts attached to the bag and handle (lock, ring, etc.) □□□□ 2, Check the seam strength on each part/pocket, especially on the handle and shoulder straps (top and bottom) - 1, Make sure all metal parts are correctly attached/stitched to the fabric of the bag. Pull on the handle/metal part with force to make sure all parts are well fixed and the seam of the handle is not too close to the handle's end. □□ 2, Check the quality of the seaming. Check the bartacks / backstitch / re-enforcement should be made on all the connect areas. When pulling by force, the inspector must find no breaking. □□ 3, Pull on the shoulder strap / belt / handle with a force of 5kg. After the test, the item should not break and should not have a stretched appearance. -II (50 Pcs)</p>		<p>passed</p>
		
		



		
<p>Check the item for any strong or offensive odors-The bags must not have a strong or bad smell.--II (50 Pcs)</p>		passed
<p>Count and record the number of stitches per inch--S1 (3 Pcs)</p>	7-8stitches per inch	N/A
		
<p>The importer information label must not be modified either by hand or by extra sticker.--II (50 Pcs)</p>		N/A
<p>Measure the length of the handle, perform a handle fixed position check-Lift bag handles to check whether the bag is balance horizontally. The handle fixed positions are symmetrical along the middle axis of the bag.Tolerance +/-0.5cm each side. -S2 (5 Pcs)</p>	Refer to 'measurement' section	N/A
<p>Fatigue test for all adjustable parts found on each of the sample (i.e., zippers, velcro and snaps). - Do this 20 times-20 pcs (Pcs)</p>		passed

		
<p>1. Color shading check within the same piece: put the same color parts side by side and identify the different dye lot.□□2. Color shading check among all of the inspected pieces: place them side by side as per picture "color shading check attached" and identify the different dye lot.-Minimum grey scale 4-5 is acceptable for color shading in the same piece and minimum grey scale 4 is acceptable for color shading among the different pieces.-II (50 Pcs)</p>		<p>passed</p>
		
<p>Perform a function test /Assembly test /Fitting check for all items (card etc.) if applicable.-Make sure that all the elements included in the bag or pouch fits correctly at the right place-S2 (5 Pcs)</p>		<p>passed</p>



		
		
<p>Barcode scanning Test-The sample size for each type of the barcode should be scanned as following: □□- Barcode label on products: the minimum sample size as client's requirements / sampling level of AI standard or 1 piece per each barcode if total # of barcodes are more than the sample size. (For example: bulks consist with 3 colorways & 5 sizes with totally 15 barcode no#, but the sample size is 13 pcs so inspector needs to scan 15 barcode (1 pce per each barcode) instead of 13 pcs accordingly) □□□□- Barcode label per carton: 1 piece per each barcode □□□□The barcode must match the client's specifications. It should be readable and have the correct number-S2 (5 Pcs)</p>		<p>passed</p>

		
<p>Compare with approval sample and technical files(spec)(including bag shape, material/color of fabric, accessories, glue, hangtag/ labels, packing, logo/markings, workmanship & sewing construction, washing effect,hand feel.)-- 2pcs per color --S2 (5 Pcs)</p>	<p>Similar to approval sample Refer to 'color' section for details</p>	<p>passed</p>
<p>Check the binding-The binding webbing should wrap the pannel tight, no empty space inside the webbing.-II (50 Pcs)</p>		<p>N/A</p>
<p>Fabric-weight check for non-woven fabric , with the GSM tester or cut fabric and convert to 1sqm and weigh in the weigh scale (unit: grams per square meter).□□Do not neglect this test.This must be Performed from three places on one sample. --5 pcs (Pcs)</p>		<p>N/A</p>
<p>Check bags with tube in handle-if available-- no tube goes out of the handle□□- finishing of the seam at the extremity is strong enough□□- tubes are cut properly-II (50 Pcs)</p>		<p>N/A</p>
<p>Check the weight of the unit product without unit packing--5 pcs (Pcs)</p>	<p>Refer to 'measurement' section for actual</p>	<p>passed</p>

<p>Check the quality and appearance of the clear plastic card holder pocket if included in this model. Especially check the quality of the cutting on the holder, and fitting check for all items (card etc.)-Make sure that all the elements included in the bag or pouch fits correctly at the right place-S2 (5 Pcs)</p>		<p>passed</p>
		
<p>Check the thickness of PVC or Vinyl if applicable--5 pcs (Pcs)</p>		<p>N/A</p>
<p>Adhesive test for all markings, printing and logos found-The printing, markings & logos easily peel off. For example: on surface of hardwares, heat transfer label, printing care label, etc-S1 (3 Pcs)</p>		<p>passed</p>
		

<p>1.Rub test on all marking or printing□2.Rub test to check the color fastness of the fabric (including the lining) and all the accessories(Labels must be rubbed for this test). - 1, Check the durability of the marking/printing by rubbing it lightly for 15 seconds with a piece of cloth soaked with water. After drying the item, rub the marking/printing for a further 15 seconds with a piece of cloth soaked in petroleum spirits. If petroleum spirits is not available, use 95% alcohol. Expected result: After the test, the marking should be legible, the label(s) should not be easily removed or show any curling-S1 □□□□2,Use a white cotton cloth to rub the material. Rub the item 10 times over a 10 cm distance with a force of 9N (1kg). Test with both a dry and a wet cloth. Expected result: There should be no color transfer greater than 4 on a grey scale (between the original white cloth and the colored one) after the dry test. There should be no color transfer greater than 3-4 on a grey scale (between the original white cloth and the colored one) after the wet test-S1 (3 Pcs)</p>		<p>passed</p>
		

<p>Perform a dynamic and static loading test.-1. Use 1.5 times the nominal weight if there is. If no nominal weight, use 5 kgs for testing.□□2. Shift the bag with load, up and down, left and right. (on the handle and shoulder straps, both top and bottom)-S2 (5 Pcs)</p>		<p>passed</p>
		
		
<p>put the gw & nw on 2 small gusset sides & front & back the details-- (5 Pcs)</p>		<p>passed</p>



		
small check--II (50 Pcs)		passed



CLIENT'S IMPORTANT INSTRUCTIONS ON TESTS

Client's Instructions	Actual Finding / Comments

SAMPLE COLLECTION

[0] pcs of shipment samples were randomly collected by inspector for Lab Testing
[0] pcs of defective samples were collected by inspector for Client
[0] pcs of good samples were collected by inspector for Client
[0] pcs of samples were randomly collected by inspector for Client

DEFECTIVES LIST				
	CRI	MAJ	MIN	Picture
Malfunction of zipper – MAJ	0	0	0	
A label or logo is placed incorrectly – MAJ	0	0	0	
Inner/ outer pocket display not as per client's requirement – MAJ	0	0	0	
Any broken, missing stitches or open seams – MAJ Poor stitches	0	1	0	
Colour shading difference within same pieces does not conform to the client's requirement – MAJ	0	0	0	
Glue mark, Stain, dirt mark on the item – MIN Dirty mark	0	0	1	
Waves on faces at the edge	0	0	0	

- MIN				
Button or zipper is unsecured - MAJ	0	0	0	
The varnish on the surface of the item is uncured - MIN	0	0	0	
The quality of the crimping is poor or inconsistent - MAJ	0	0	0	
Not straight stitches	0	1	0	
Untrimmed thread end	0	0	3	


--	--	--	--	--

DEFECTIVES LIST SUMMARY				
	Cri	Maj	Min	AQL result
Number of Defectives found	0	2	4	Within AQL
Maximum Allowed	0	3	5	
No. of Inspected samples	50	50	50	


- CRI: 0 defective pieces found out of 0 acceptable among 50 pieces inspected at level Not Allowed
- MAJ: 2 defective pieces found out of 3 acceptable among 50 pieces inspected at level 2.5
- MIN: 4 defective pieces found out of 5 acceptable among 50 pieces inspected at level 4.0

CLIENT'S IMPORTANT INSTRUCTIONS ON AQL	
Client's Instructions	Actual Finding / Comments

ADDITIONAL PICTURES




Draft report



Approval sample and 1 sample from bulk were sent to AI office

Label on sample from bulk





Label on approval sample from client


Cartons



Inspected cartons



Factory Disclaimer



Original signature from Factory Manager accepting AsiaInspection conditions on Shipment authorization and bribery issues

IMPORTANT NOTES

THE ABOVE RESULT(S) REFLECT(S) ASIAINSPECTION LIMITED'S FINDINGS AT THE TIME AND PLACE OF INSPECTION. THIS REPORT DOES NOT RELEASE THE BUYER OR SELLER FROM CONTRACTUAL RESPONSIBILITIES, NOR DOES IT PREJUDICE THE BUYER'S RIGHT OF CLAIM TOWARD THE SELLER/SUPPLIER FOR COMPENSATION FOR ANY APPARENT AND/OR HIDDEN DEFECTS NOT DETECTED DURING INSPECTION OR OCCURRING ANYTIME THEREAFTER.

End of the Report

Approve

Reject



ISO 9001:2008
Certified



INSPECTION
CNAS IB0199



AQSIQ Licence
N° 134